

Fire Department

MONTHLY REPORT

October 2021



IN THIS SECTION:

- + Run Statistics
- + Public Relation Details
- + Training Subjects
- + Inspections
- + General Activities

This monthly report period is thru September 30, 2021. Below you will find specific items that the fire department does each and every day. We take pride in providing an outstanding service to our community.

Run Statistics

Incidents are categorized by either a fire incident or EMS incident. Below you will see the incident totals thru September 30th. You will also see the comparison of incidents from this year and the mutual aid received and given.

Incidents thru September 30

Type	Total
Fire	643
EMS	1752
Total	2394

Same time last year

Type	Total
Fire	624
EMS	1597
Total	2221

Mutual Aid

Type	Total
Given	134
Received	66
Total	200

Mutual Aid same time last year

Type	Total
Given	127
Received	55
Total	182

We continue to see call volume increasing as restrictions are continuing to have less and less impact on department operations. We are currently **177** calls ahead of last year at this point. I expect our call volume to return to pre-pandemic levels moving forward.

As we continue forward in 2021, we will continue our efforts to meet calls for service. We look forward to working with our neighboring departments as we partner together to meet the needs of our communities. Mutual Aid continues to be a cost-effective means for all area fire departments to deal with surges in requests for service. We all try to maintain resources capable of meeting our average needs. However, we all need to have in place a plan to address unexpected requests.

Public Relations

We continue working to return to a more active interaction with the community. We will continue to take precautions but will look at resuming additional activities in coming months.

Albert Lloyd is currently in Inspector Training. We have continued to provide him with training to prepare him for his new position.

Training

Every day we have training scheduled. These trainings are predetermined by the training division. We have day shift training and night shift training therefore every member receives appropriate training hours throughout the year. This also helps to keep our ISO rating favorable. Training has returned to hands on operations. As we work to return to more normal operations, we have begun to get crews back to hands on operations.

Members trained on hose movement, new Aqua Eye equipment, Human Trafficking, Rope Rescue, Decon, and ladder bailouts.

We are also working with any new staff to complete their training packets (Blue Book). We have continued our efforts to recruit and hire additional staff members. We are working to complete the process for hiring applicants who apply.

This year we were authorized to hire additional summer help. We are looking to hire additional workers to continue our program as the weather permits. We have tried to locate interested applicants but have not been able to as of now.



Fire Prevention

The Fire Department and the Fire Corps along with the other Township Departments did a tremendous job at the Touch-A-Truck event.

Attendance was such that we ran out of fire helmets. We have purchased additional helmets to be ready for the next event.

General Activities

Each shift the duty crews are required to maintain station and equipment appearance, cleanliness, and readiness. Below is a list of items that are completed daily and weekly.


Daily Station and Weekly Station Details:

- | | |
|---------------------------------|-----------------------------|
| ✚ Vacuum all carpets | Clean apparatus |
| ✚ Mop all floors | Inventory all EMS apparatus |
| ✚ Remove all trash from station | Inventory EMS equipment |
| ✚ Laundry | Clean bay floors |
| ✚ Clean all restrooms | Ground maintenance |
| ✚ Clean kitchen | Clean equipment |
| ✚ Equipment check-in | Station Maintenance |
| ✚ UV Disinfection Procedures | |

General Department Information

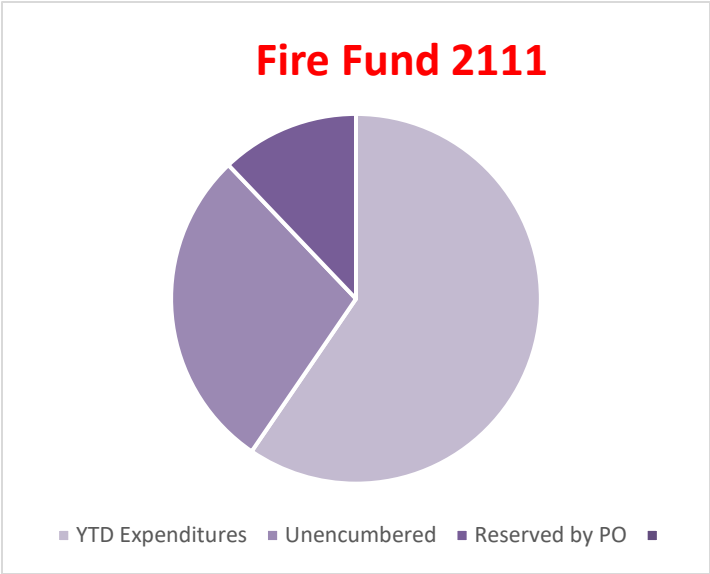
We purchased a new tool for underwater rescue. The new Aqua Eye will help us to locate victims who may be underwater using sonar.

Crews have begun training with this new unit. It will greatly enhance our ability to search underwater. We will also be looking to add additional rescue equipment to then recover victims from underwater.

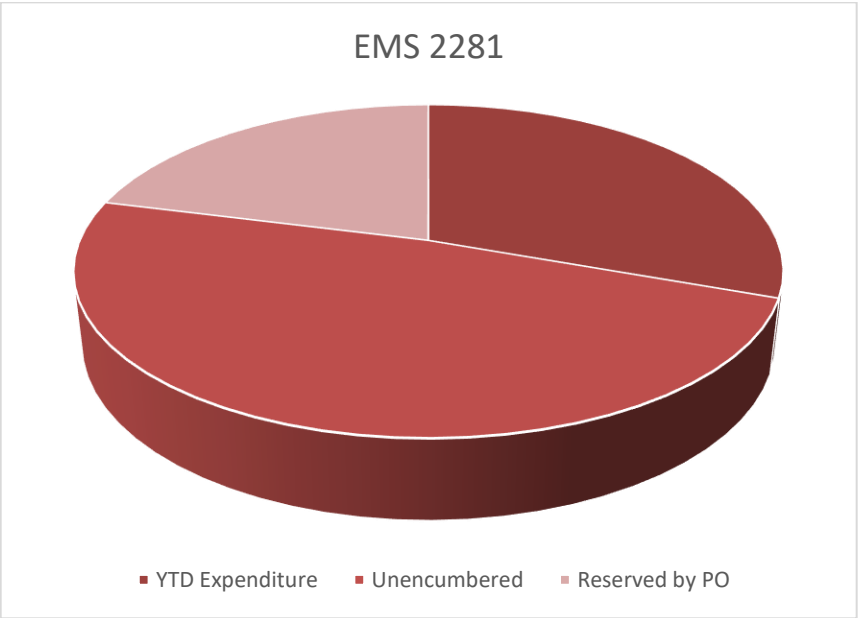


2021 Financial Information

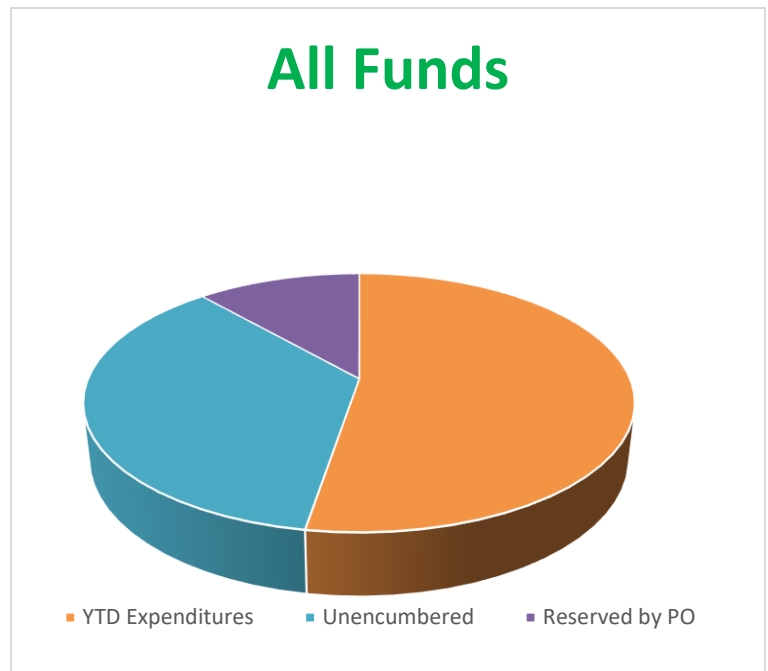
Fire Fund	
Appropriated	\$ 2,553,00.00
YTD Expenditures	\$ 1,740,211.31
Unencumbered	\$ 550,052.04
Reserved by PO	\$ 265,242.27



EMS 2281	
Appropriated	\$ 615,000.00
YTD Expenditures	\$ 253,206.04
Unencumbered	\$ 229,144.66
Reserved by PO	\$ 151,733.62



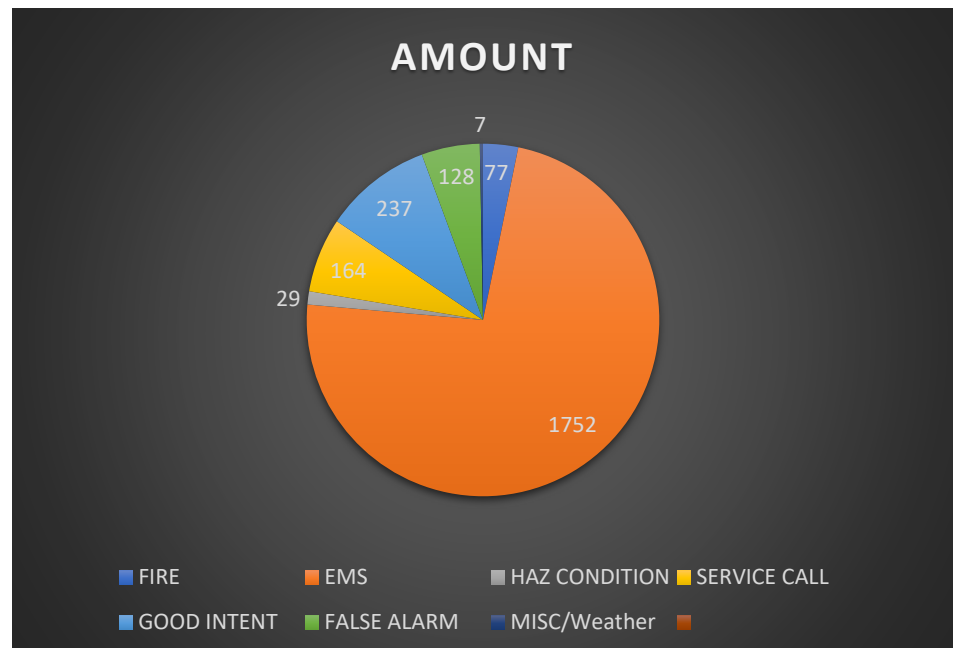
Total Funds	
Appropriated	\$ 3,896,269.31
YTD Expenditures	\$ 2,296,436.08
Unencumbered	\$ 1,206,077.41
Reserved by PO	\$ 416,975.89



Incident Statistics

Below are the year-to-date run statistics as of September 30th. The types of calls are generalized. For instance, fire incidents include everything but not limited to building fires, cooking fires, fuel burner issues, vehicle fires and brush/grass fires.

TYPE	AMOUNT
FIRE	77
EMS	1752
HAZ CONDITION	29
SERVICE CALL	164
GOOD INTENT	237
FALSE ALARM	128
MISC/Weather	7



COVID – 19

We continue to work closely with the Butler County EMA and have continued to draw supplies from the supplies at the fairgrounds. We are fortunate that we can pull additional supplies from the reserves.

The Medical Director continues to recommend that our staff wear surgical masks for patient contact. For suspected COVID-19 patients he is recommending an N-95 mask be worn.

As the Delta Variant remains a concern the department will continue to respond with caution and take steps necessary to prevent our staff from being infected. The everchanging guidance requires the members to constantly keep changing what we do to remain safe. I commend the extra effort of our staff for their work with all the varying guidance and the resulting confusion.

We will continue our efforts to make sure we maintain adequate supplies.



Monthly Maintenance Cost Report

Unit	Assigned	Fuel	Maintenance
Engine 213	Reserve @ 212		
Medic 213	Reserve @ 212		
Task 219	Bariatric		
Quint 211	Station 211	37.38	
Engine211	Station 211	630.19	
Medic 211	Station 211	571.60	
Utility 211	Station 211	51.75	
Inspector 211	Station 211	34.66	
Boat 211	Station 211		
Captain 210	Station 211	100.25	
Chief 211	Station 211	168.39	
Chief 210	Station 211	109.52	
Engine 212	Station 212	570.84	
Medic 212	Station 212	537.25	
Utility 212	Station 212	106.48	
Safety Trailer	Station 212		
Total		2918.31	



Old Task Unit Auctioned on GovDeals